



# Newton GATEWAY



[www.solumesl.com](http://www.solumesl.com)

For more inquiries, please contact:



**SOLUM America Inc.**

65 Challenger Rd,  
Ridgefield Park,  
New Jersey 07660

**Tim McCracken Jr.**

*Vice President of Sales*  
+1 (817) 6274382  
timmccracken@solu-m.com

**Hyojin Lee**

*Managing Director*  
+49 (0) 170 916 6867  
hj4569.lee@solu-m.com



Accelerated  
Data Exchange

# Newton GATEWAY

# Newton USB GATEWAY

Gateways are paramount in making the entire Newton system work. Available in a standard Gateway and as a USB device, the Gateways act as the access point that sends data from your server to the ESLs. From prices, product information, to images and inventory updates – our Gateways ensure a lightning-speed data transmission regardless of your business environment.

The standard Newton Gateway is equipped with a digital numbering system so you can quickly identify them across your premises. It has a coverage of up to 30 feet in radius. It can support up to 50,000 labels, making it the most cost-efficient ESL gateway in the market. If you have an existing gateway, you can opt for SOLUM USB Gateway, which offers additional capacity, memory, and range for your growing business.







With Newton Gateway and Newton USB Gateway, you can take advantage of SOLUM electronic shelf labels to the fullest. Made by SOLUM, exclusively for you. Experience faster operations, take control of your labels with Newton Gateways.



## Tech Specifications

Newton Gateway

Newton USB Gateway

 Capacity	50,000 labels	50,000 labels
 Communication radius	30m / 98ft	25m / 82ft
 Flash memory	4GB	4GB
 RAM	1GB	512MB
 Power consumption	10W	2.5W
 Interface	Ethernet	USB

## Benefits



Lightning-fast data transfer



60 RF Channels



50,000 labels capacity



Easy deployment and integration

